

# GUDHENIYA STORAGE SOLUTIONS

! Storage  
Create A new World For



**DEERFOS**



**Sleepwell**



**oppo**



**Herbo Nutra**  
Natural Ingredients Solution Provider

## GUDHENIYA STORAGE SOLUTIONS

31/183 LP-16, LAXMI PURAM, RAJPUR CHUNGI, Agra, Uttar  
Pradesh, 282001





## VISION



"To revolutionize warehouse efficiency by providing innovative, durable, and customizable storage solutions that optimize space and streamline operations for industries worldwide."

## MISSION



"Our mission is to deliver high-quality, reliable, and customizable storage rack solutions that enhance the organization and efficiency of warehouse operations. We are committed to providing exceptional customer service, innovative designs, and sustainable products that meet the evolving needs of industries worldwide"





## About

### Gudheniya storage solutions

**Gudheniya Storage Solutions** is a trusted manufacturer with 2 years of experience, specializing in high-quality storage rack systems for a diverse range of industries, including warehouse logistics, e-commerce, food, automobile, and pharmaceutical sectors. We are committed to providing durable, customizable, and efficient storage solutions designed to optimize space, streamline operations, and enhance productivity.

Our state-of-the-art manufacturing process utilizes advanced machines, including Upright Roll Forming, Beam and Deck Panel Roll Forming, in-house powder coating, robotic welding, and CNC machines. These technologies enable us to produce storage systems that are not only precise and reliable but also tailored to meet the specific needs of our clients.

At **Gudheniya Storage Solutions**, we understand the unique challenges each industry faces, and our products are designed to maximize storage efficiency, improve accessibility, and ensure safety. We pride ourselves on our customer-centric approach, offering exceptional service from initial consultation through to installation and ongoing support.

Our goal is to help businesses of all sizes improve efficiency, reduce costs, and create safer, more organized environments. As a forward-thinking company, we are committed to sustainability and continuous innovation, ensuring that our storage solutions evolve with the ever-changing demands of the market.





**PHARMA**



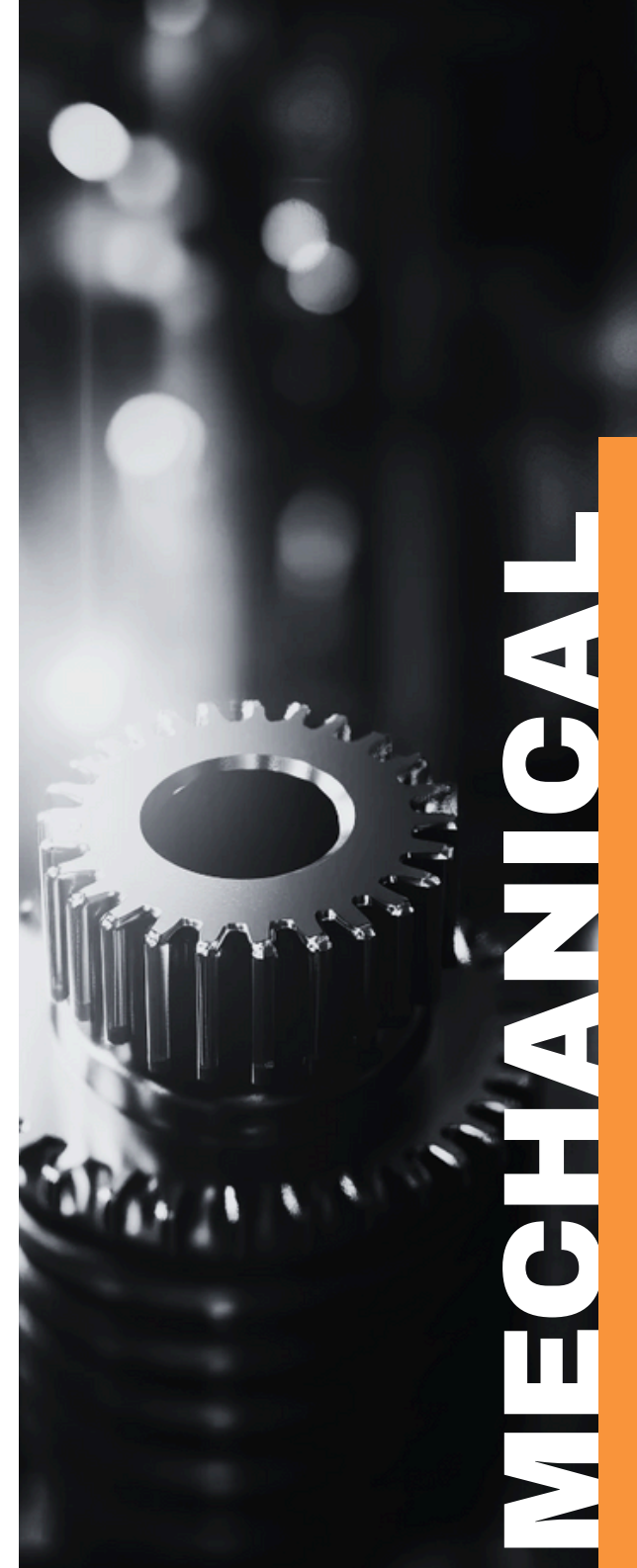
**E-COMMERS**



**FOOD**



**AUTOMOBILE**



**MECHANICAL**



**RETAIL**

**SERVING INDUSTRIES**





1.SAR FILE STORAGE



2.MOBILE COMPACTOR

DOCUMENT STORAGE



1.SLOTTED ANGLE



2. SECTION PANEL

LIGHT WEIGHT STORAGE



1. SHELVING RACK



4. LONG SPAN SHELVING RACK




2.PALLET STORAGE RACKS



5. HEAVY DUTY RACKS



3.MEZZENINE FLOOR

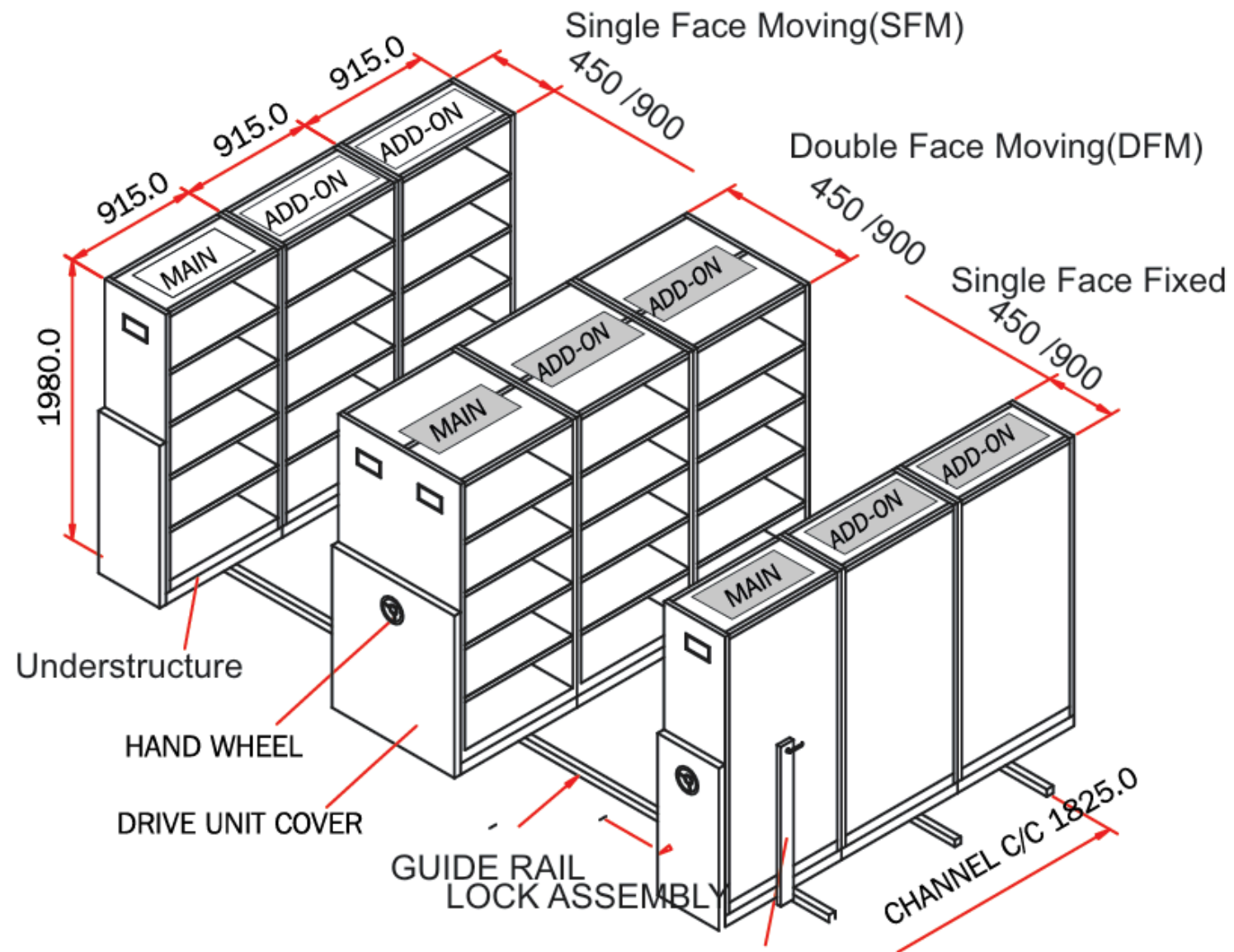
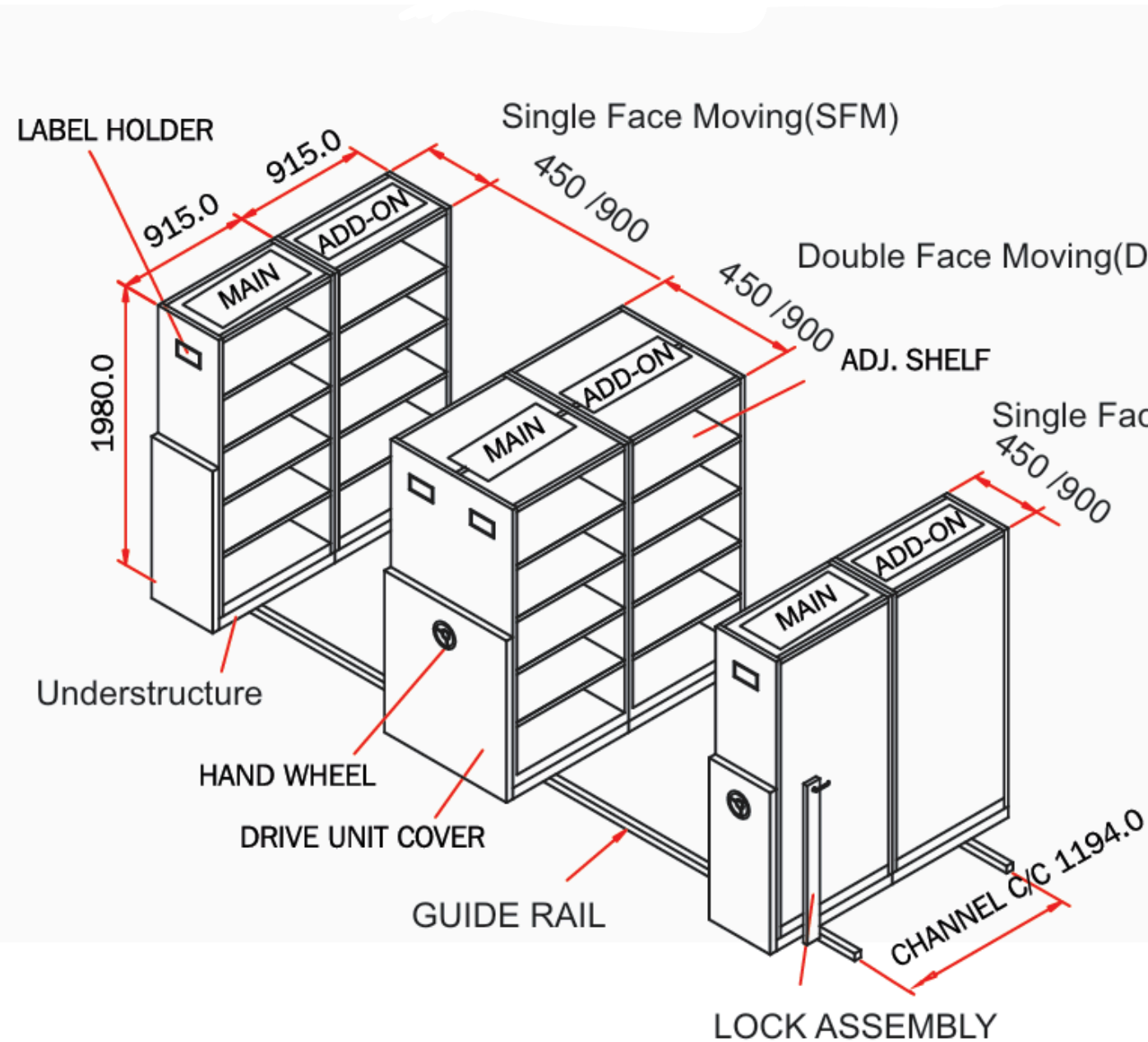


6.MULTI TIER RACK

HEAVY WEIGHT STORAGE

SERVING PRODUCTS





#### Drive Type:

Movement of units is achieved mechanically through a drive wheel and sprocket-chain mechanism. Provision of manual locking of individual units when in use, ensures safety.

#### Four options available viz.

2 BAY   3 BAY   4 BAY   5 BAY

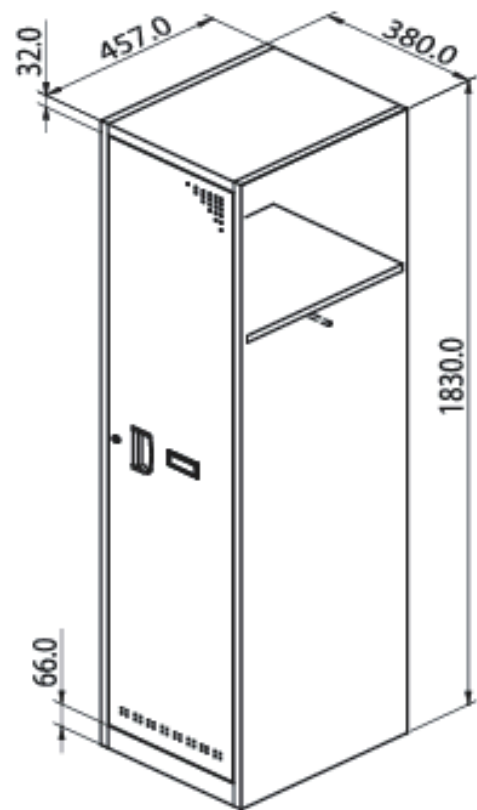




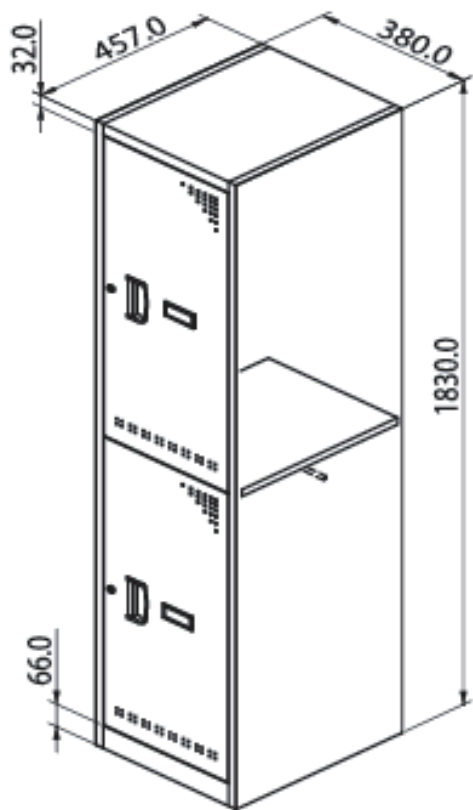
**MOBILE COMPACTOR**



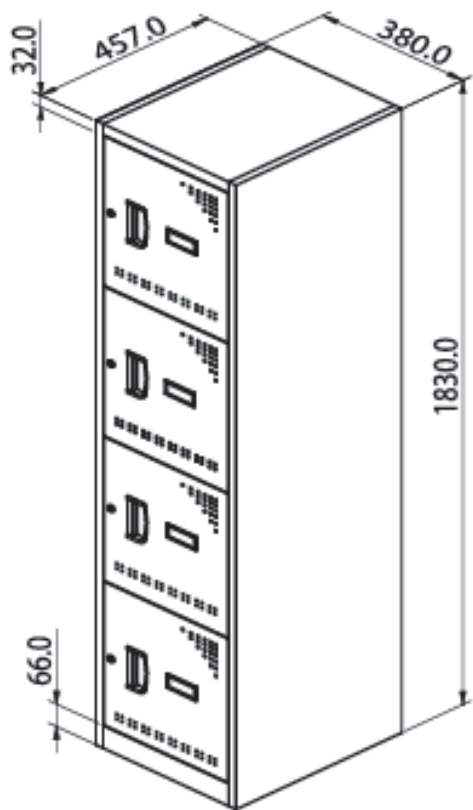
AVAILABLE IN - 4 DOOR , 6 DOOR , 8 DOOR , 16 DOOR



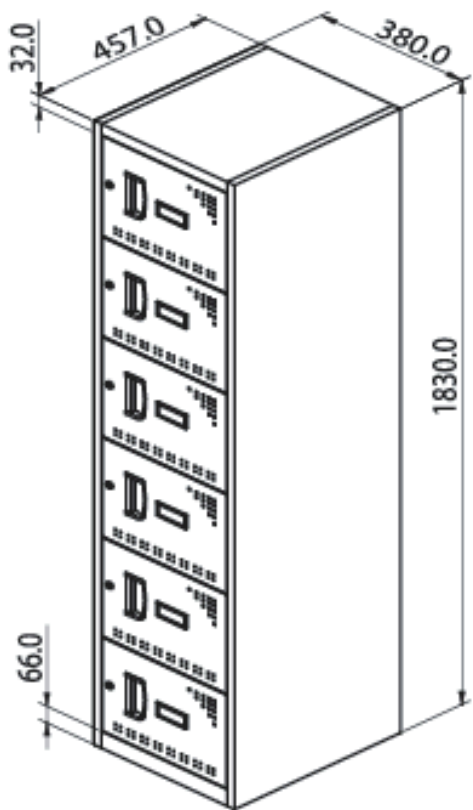
PLU 1L



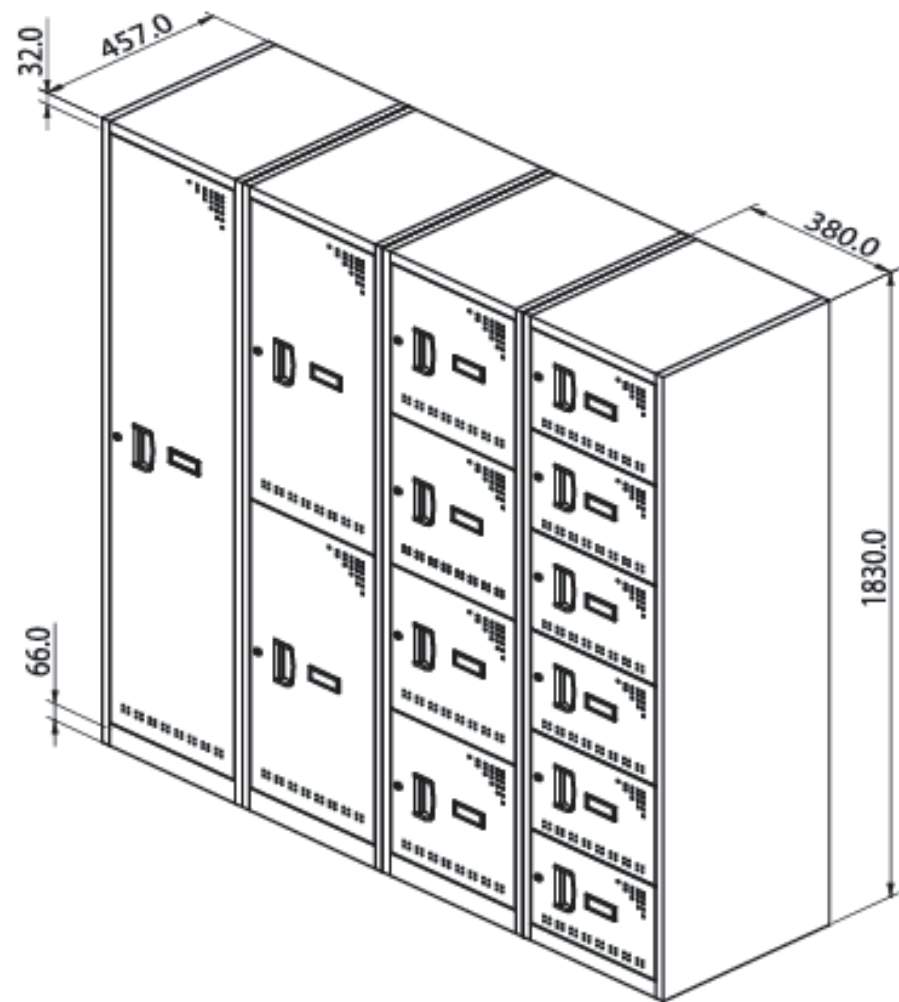
PLU 2L



PLU 4L



PLU 6L



worker locker offer a space saving & safe storage of personal effects at factories, workshops, laboratories, colleges, research institutes and sports clubs.

Made from prime quality CRCA steel with anti-corrosive treatment. All locker doors have ventilating louvers for air circulation.

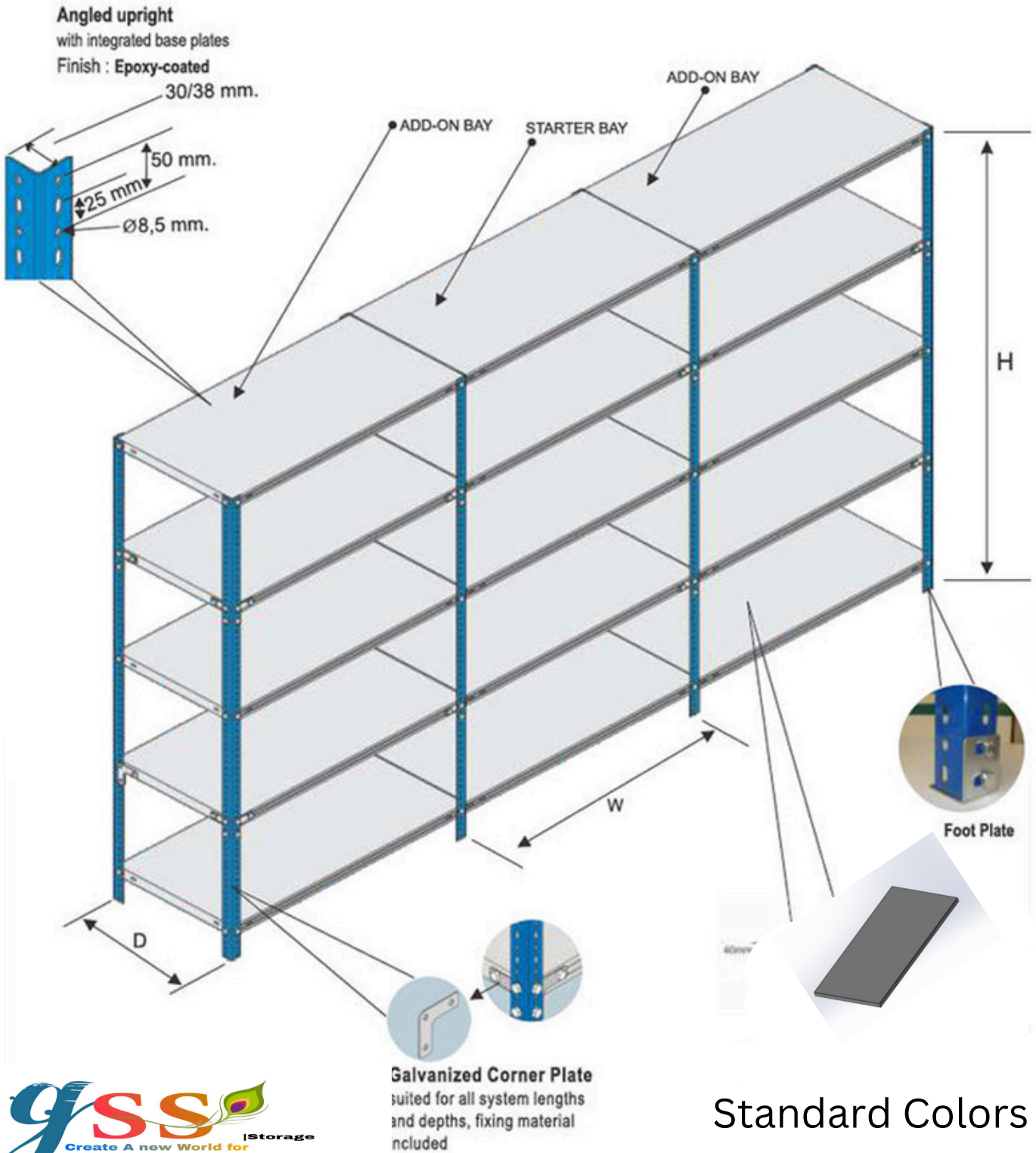
WORKER LOCKERS





**WORKER LOCKERS**





### Standerd Size

Height			
S.no	IN MM	IN FEET	IN INCH
1	1800	6'	72 "
2	2100	7'	84"
3	2400	8'	96"
4	2700	9'	108"

Width X Depth			
S.no	IN MM	IN FEET	IN INCH
1	900 X 300	3 X 1'	36 " X 12"
2	900 X 450	3 X 1.5'	36" X 18"
3	900 X 600	3 X 2'	36" X 24"
4	1200 X 300	4 X 1'	48 " X 12"
5	1200 X 450	4 X 1.5'	48" X 18"
6	1200 X 600	4 X 2'	48" X 24"

S.no	Angle Size	Shelf Bneds
1	40 X 40 X 2 MM	6 Bends
2	60 X 40 X 2 MM	8 Bends
3	80 X 40 2.5 MM	10 Bends

Standard Colors - Galvanized, DA Gray, Blue & Orange



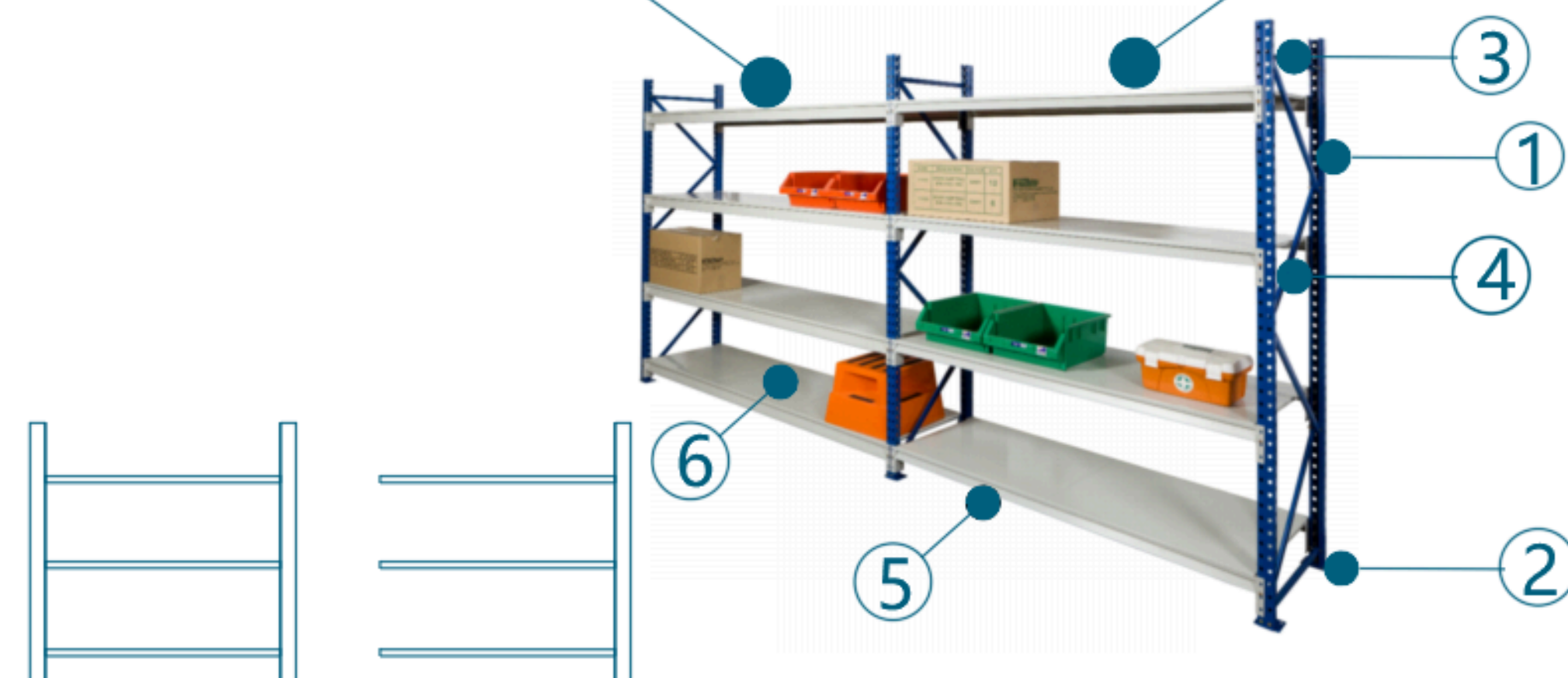
SAR FILE RACK

DOCUMENT STORAGE



Main Unit

Addon- Unit



Main Unit

Addon- Unit

1. Upright

3. Horizontal Bracing

5. Beam

2. Base Plate

4. Diagonal Bracing

6. Deck Panel/Shelves

## Main Unit vs. Add-On Unit in Shelving Racks

When designing a shelving system, understanding the difference between a Main Unit and an Add-On Unit is crucial. This helps in optimizing space, reducing costs, and ensuring flexibility in storage solutions.

### 1. Main Unit (Starter Unit)

- Independent Structure – Can standalone without support
- Includes 2 Side Frames (Uprights) + Shelves & Beams
- Used when setting up the first section of shelving
- Can be extended with add-on units

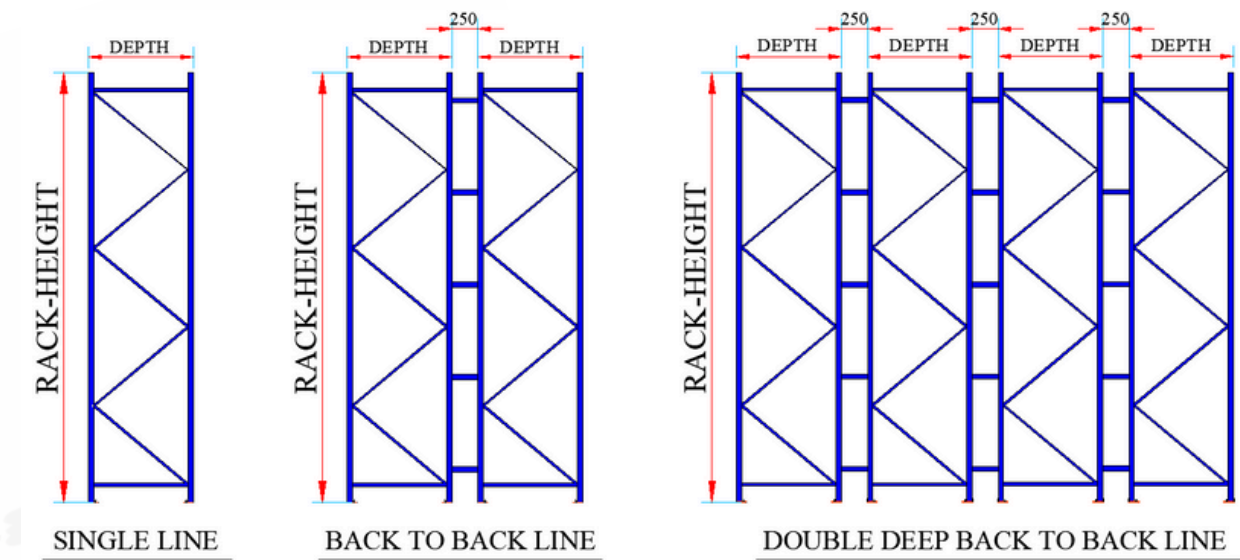
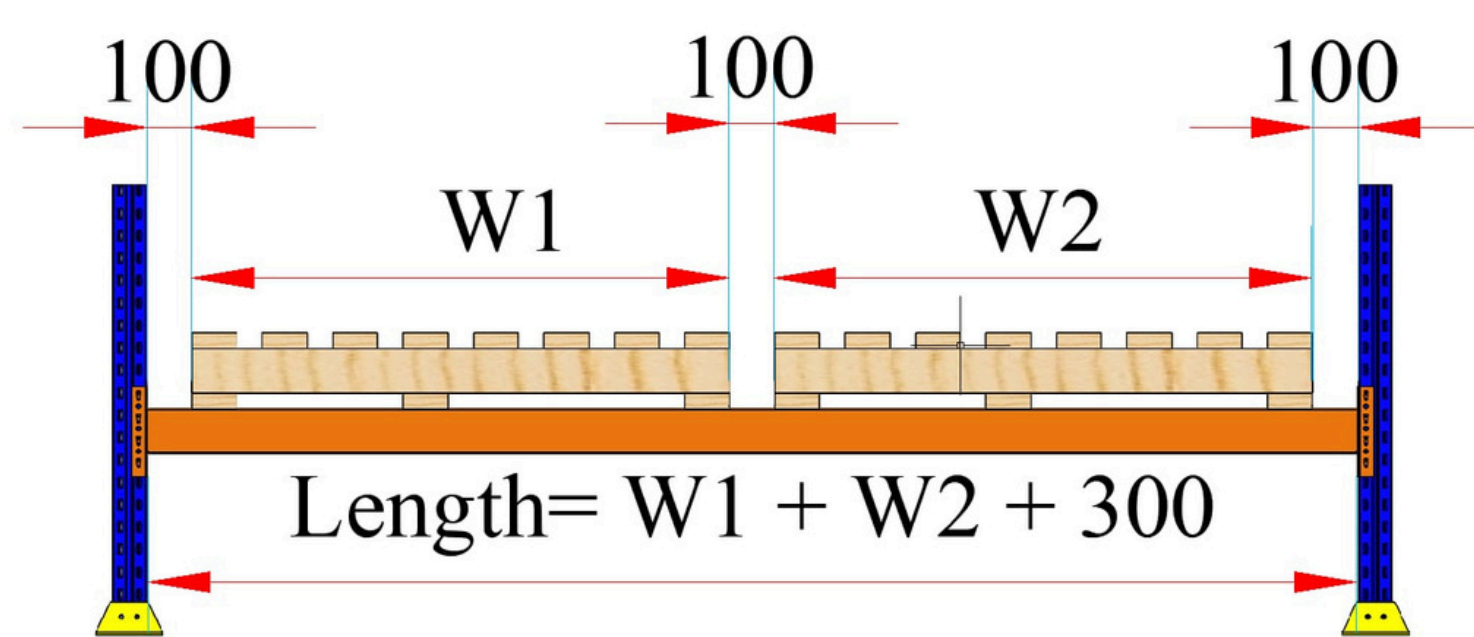
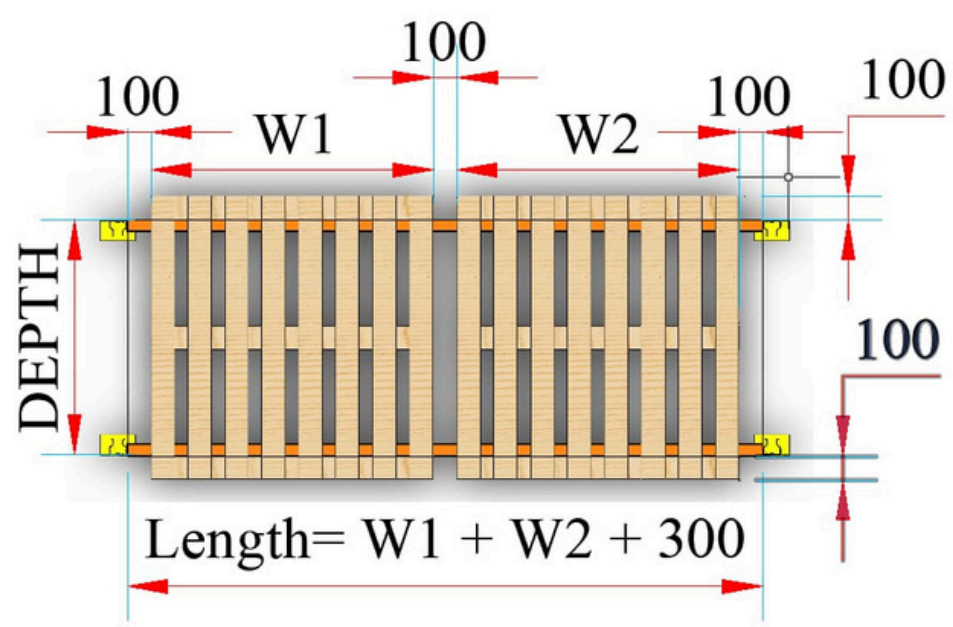
### 2. Add-On Unit (Extension Unit)

- Requires a Main Unit for Support – Shares one upright frame
- Includes 1 Side Frame + Shelves & Beams
- Helps in cost-saving as it reduces material usage
- Ideal for expanding storage capacity without extra frames

### Example Setup for a Warehouse

- If you need a 5-section shelving system, you would require:
- 1 Main Unit (Standalone) 4 Add-On Units (Extensions)
- This setup reduces the number of uprights, saving cost while maintaining stability.





FRAME SIDE VIEW OF HEAVY DUTY RACK

## Pallet Type – Heavy Duty Racks:

### 1. Beam Length Calculation:

- For racks holding two pallets per beam, the beam length should be 300 mm longer than the combined width of the two pallets.
- For racks holding a single pallet per beam, the beam length should be 200 mm longer than the pallet width.

### 2. Rack Depth Calculation:

- The depth of the rack should be 200 mm smaller than the pallet depth, ensuring proper overhang for safe pallet handling (as shown in the figure above).

### 3. Deck Panels:

- Deck panels are not included by default in pallet racks. These are provided only if specifically requested by the customer.

### 4. Aisle Gap Requirement:

- The minimum required aisle gap between pallets (for material movement and equipment access) is 2400 mm or more, depending on equipment type.

### 5. Recommended equipment for stacking and handling materials includes:

- Reach Truck
- Forklift
- Articulated Forklift
- Manual Stackers
- Battery Stackers

**\*Can Be customized as per customer Requirement**



"The essential points required for preparing a basic quotation are as follows."

- 1.The length, width, and height of the layout area where the racks are to be installed.
- 2.Pallet Size – Generally, the standard pallet sizes are 1000 x 1000 mm, 1200 x 1200 mm, and 1000 x 1200 mm.
- 3.If the pallet sizes follow the standard dimensions mentioned above, we suggest the following rack dimensions:

For 1000 x 1000 mm pallets – Rack size: 2300 x 800 mm, where 2300 mm is the length and 800 mm is the depth of the rack.

For 1200 x 1200 mm pallets – Rack size: 2700 x 1000 mm.

For 1000 x 1200 mm pallets – Rack size: 2300 x 1000 mm.

Please note: The front side of the pallet, where the Hand Pallet Truck (HPT) enters

4. Height of the Pallet After Loading the Material:

5. Approximate Weight of One Pallet:

The typical pallet weight categories are as follows:

- 500 kg
- 700 kg
- 1000 kg
- 1500 kg
- 2000 kg

For pallets exceeding 2000 kg, such cases are considered exceptional and will be handled separately



**HEAVY DUTY PALLET RACK**

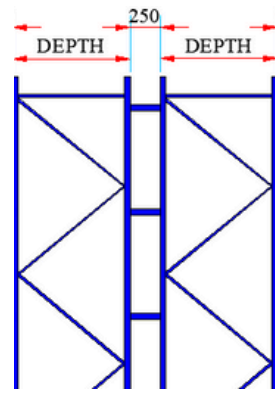




1. Row guard



2. Column guard



3. Row Connector



4. Row to row Connector  
(RTR)



5 .Pallet Support Bar  
(PSB)



6 .Back Stopper

#### Rack Accessories and Safety Components:

##### 1. Row Guard and Column Guard:

2. These components are used in pallet racks to **protect the upright frames** from accidental impact or collision caused by Hand Pallet Trucks (HPT), Forklifts, and other **Material Handling Equipment (MHE)**.

##### 3. Row Connector and Row-to-Row Connector:

4. These are used to **tie and stabilize adjacent frames together**, ensuring better alignment and structural stability.

##### 5. Pallet Support Bars:

Pallet support bars are placed on beams, directly **under the pallets**, to provide **additional support**. Typically, **2 to 3 support bars** are used under each pallet.

##### 6. Back Stopper:




A back stopper is installed **behind the pallets** to **prevent the pallets from being pushed too far back during loading**.

#### Note:

During the preparation of the quotation, we consider only the following accessories for racks with Row Guard, Column Guard, Row Connector, Row-to-Row Connector (RTR)

Pallet support bars and back stoppers are provided only upon specific customer request, and their cost will always be charged additionally.





HEAVY DUTY PALLET RACK PHOTO



# Shelving Rack

Shelving racks are essential for optimizing storage space, improving inventory management, and enhancing accessibility in warehouses, retail stores, and industries.

## Types of Shelving Racks:

### 1. Long Span Shelving

- Best for medium to heavy loads
- Adjustable shelves for different product sizes
- Load capacity: 500 kg – 2000 kg per level
- Used in warehouses, logistics, and e-commerce storage

### 2. Boltless Shelving

- Easy tool-free assembly
- Best for manual picking of light to medium loads
- Load capacity: 150 kg – 800 kg per level
- Used in retail stores, offices, and stockrooms

### 3. Multi-Tier Shelving

- Maximizes vertical space for increased storage
- Suitable for bulk storage and high-density warehouses
- Can be designed with walkways or mezzanine floors
- Load capacity: 300 kg – 1000 kg per level



# Basic Requirements for Quotation

To provide an accurate quotation for your shelving rack requirements, please share the following details:

## 1. Storage Area Specifications:

- Dimensions (L x W x H): Exact measurements of the available space.
- Details of Stored Items:
- Type of Goods to be Stored: (Loose items, cartons, boxes, bags, tools, etc.)

## 2. Dimensions of Boxes/Bags: (Length x Width x Height in mm

### Weight per Box/Bag: (in kg)

- Shelving Design Requirements:
- Shelf-to-Shelf Clearance: Required gap between two shelves.
- Load-Bearing Capacity: Weight capacity per shelf.

## 3. Additional Considerations:

1. Surface Finish Requirements: (Powder-coated, galvanized, etc.)
2. Color or Branding Preferences: (If any)







HEAVY DUTY SHELVING RACK  
PHOTO







MULTI TIER SHELVING RACK PHOTO





FIFO RACK



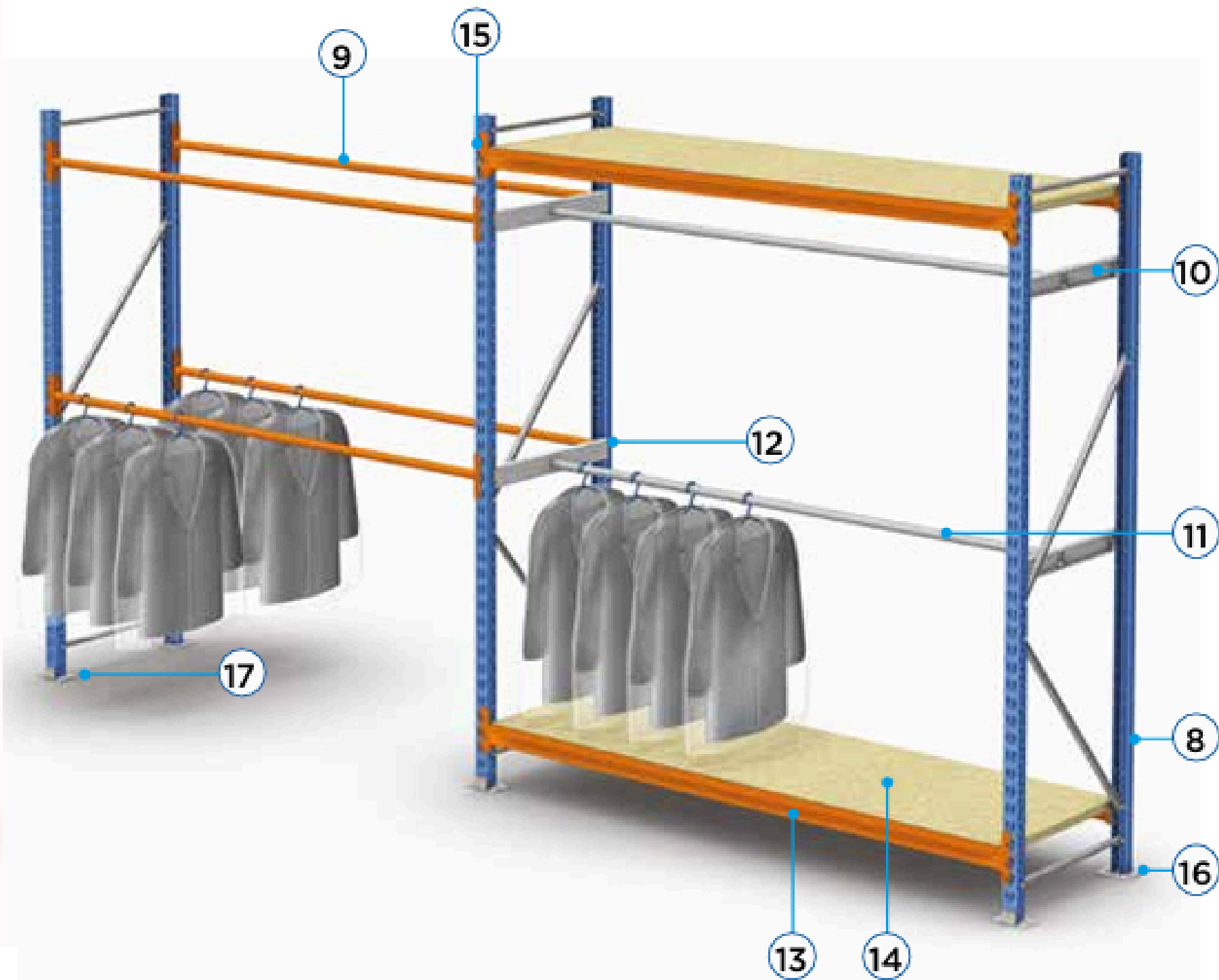


CANTILIVER RACK



### Basic components. Beam only storage level

1. Frame
2. MS Beam
3. Hanger beam
4. Shim (levelling plate)
5. Anchor bolt (if applicable)
6. Frame union
7. Safety pins



OTHER RACKS





**A mezzanine floor** is an intermediate floor built between the main floors of a building or warehouse, providing additional storage or workspace without requiring a full extension of the building. It is commonly used in warehouses, factories, distribution centers, and retail spaces to maximize vertical space efficiently.

### Key Benefits of a Mezzanine Floor

- Maximizes Space – Utilizes vertical space efficiently, reducing the need for expansion.
- Customizable – Designed to meet specific storage, office, or operational needs.
- Quick Installation – Modular designs allow for easy and fast installation.

### To provide an accurate quotation, the following details are required:

- Purpose of the Mezzanine (Storage, Office, Workstation, Packing Area, etc.)
- Load Capacity (Weight per square meter or per level)
- Height Requirements (Total height & floor-to-floor height)
- Number of Levels (Single-tier, Two-tier, or Multi-tier)
- Accessibility (Stairs, Ladders, Lifts, Ramps)
- Available space: Length × Width × Height)
- Floor Load Capacity (Weight the warehouse floor can support)
- Existing Infrastructure (Pillars, Walls, HVAC, Fire Sprinklers, etc.)
- Entry & Exit Points (For material handling & movement)
- Handrails & Safety Features (Yes/No)
- Staircase & Access Points (Number, Location, Design)





# MEZZENINE FLOOR



# GUDHENIYA STORAGE SOLUTIONS

**! Storage**  
**Create A new World For**



**DEERFOS**



**Sleepwell**



**oppo**



**Herbo Nutra**  
Natural Ingredients Solution Provider

# GUDHENIYA STORAGE SOLUTIONS

**31/183 LP-16, LAXMI PURAM, RAJPUR CHUNGI, Agra, Uttar  
Pradesh, 282001**